

# **ELITE 29 | ELITE 29 MATT**

Floor finish system for public health  
sector and public institutions

# Agenda

---

- Coating system: cycle 1
- Features ELITE 29 / ELITE 29 MATT
- Application areas
- Floor coverings
- Deep cleaning
- Coating
- Coating mop
- Routine cleaning
- Restoring gloss
- Intermediate cleaning
- Recoating
- Coating system: cycle 2

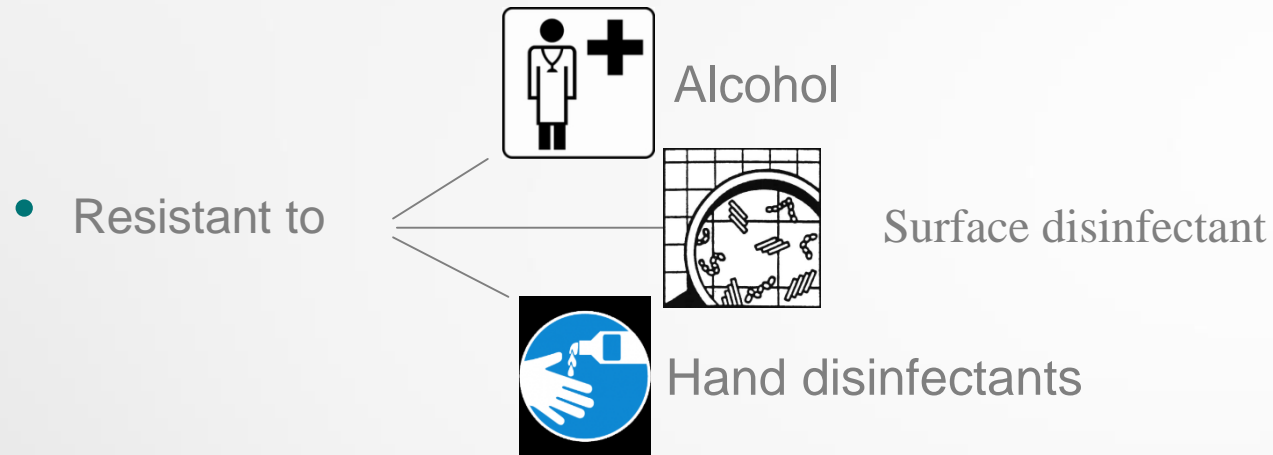


# Coating system: Cycle 1



# Features ELITE 29 / ELITE 29 MATT

- High-quality floor coating




- Restorable
- Alternatively in high-gloss or matt
- Slip resistance corresponding to DIN 18032 and UL-Classified

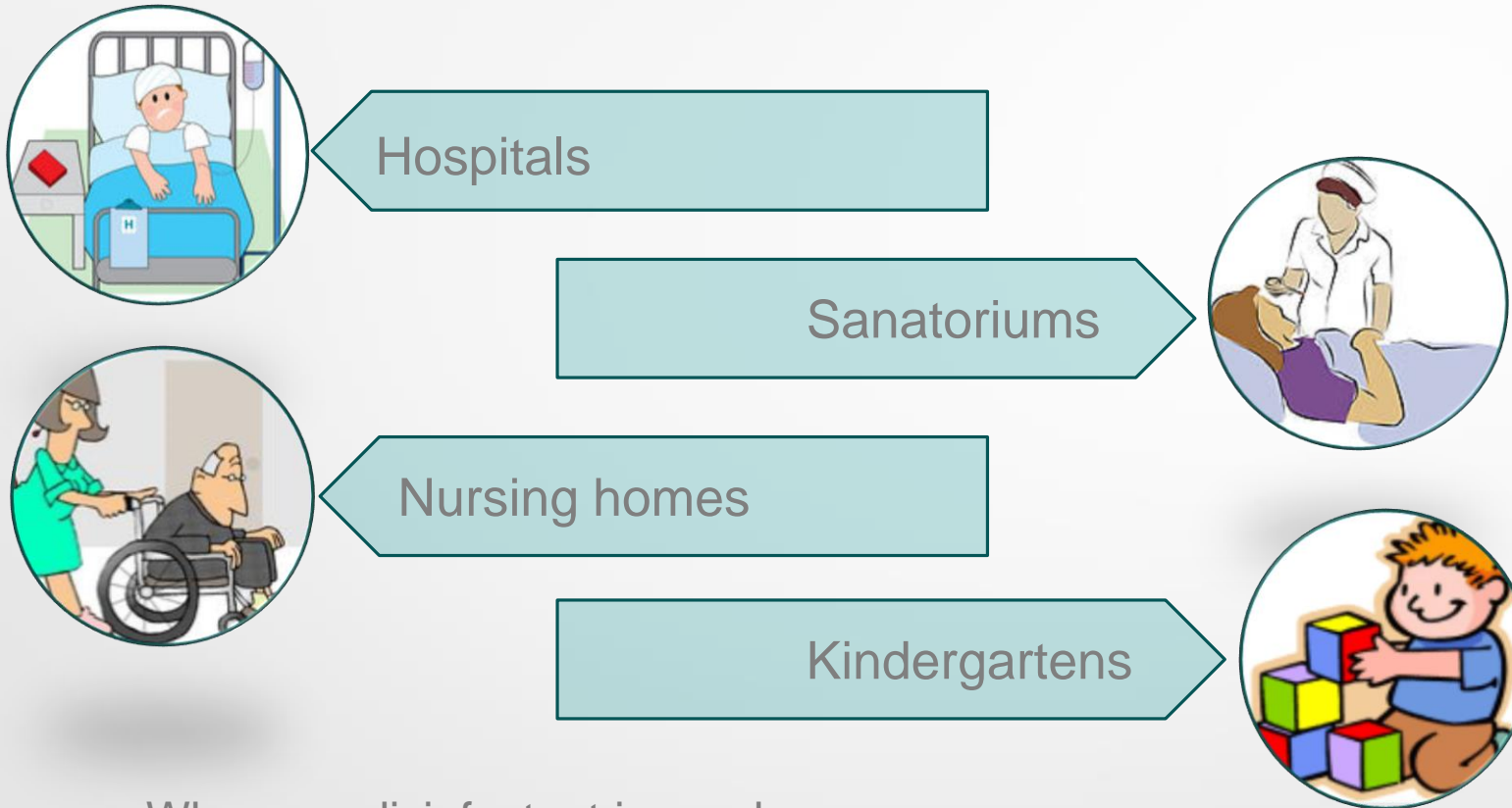
# Features ELITE 29 / ELITE 29 MATT

---

- Special mixture of plastic dispersions
- Floor solids: 29 %
- Resistant to hand disinfectants because of special linking technology and mixture of polymers
- Usage: ca. 25 ml/m<sup>2</sup>



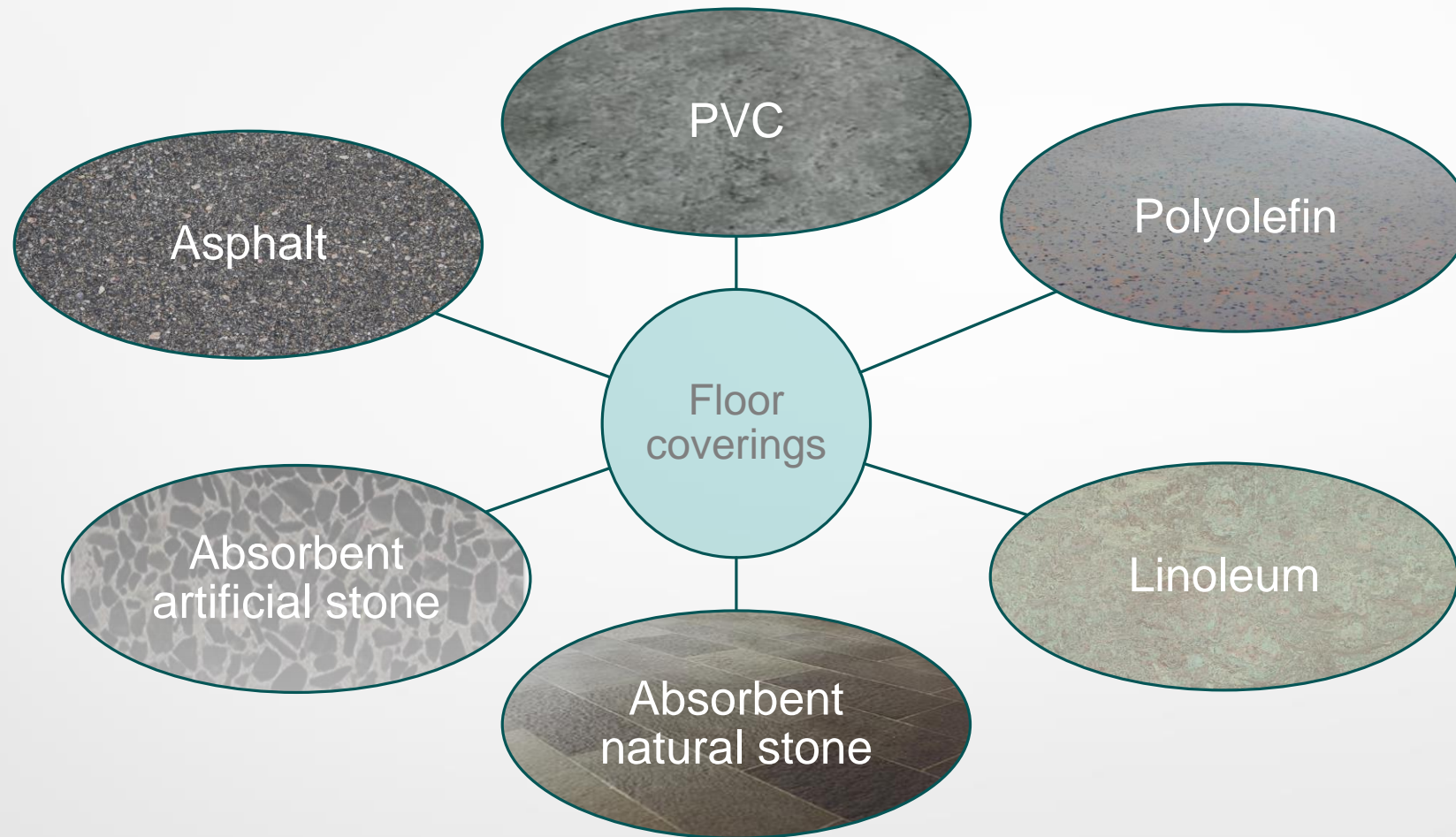
# Application areas



→ Wherever disinfectant is used

# Floor coverings

---





# Deep cleaning

---

## Deep cleaning: TIGER







- High-performance universal deep cleaner with pH-value 10
- High compatibility of materials
- Suitable for almost all water-based and alkaline-sensitive floor coverings
- Removes quickly dirt, encrustations, care product residues (even if compacted with high-speed), metall cross-linked coatings, metall salt free coatings





# Procedure for basic cleaning

---

1.  Dilution: 1000-3000 ml to 10 L water
2.   Apply the cleaning solution to the floor and leave to absorb for a short time
3.  Treat corners and edges with a hand pad, thoroughly clean the floor covering with a single disc machine or scrubbing machine with a suitable pad or brush
4.  Absorb dirt
5.  Neutralise the floor covering with clear water, absorb the rinse water and allow the floor covering to dry

# Coating

ELITE 29



ELITE 29 MATT



# Coating mop

---

## Coating mop: FLOOR FINISH FLAT MOP

- For all coatable floor coverings
- High-quality synthetic fibre
- Glides across the floor without significant effort
- Reduces the need for cleaning chemicals thanks to absorbant properties
- High-quality manufacturing process ensures long service life
- Washable



# Procedure of the coating

---

## Application

1.



Apply ELITE 29 or ELITE 29 MATT in thin, even layers with the FLOOR FINISH FLAT MOP.

2.



Under normal conditions, 30 minutes are sufficient drying time.

3.

**2-3**

Apply at least 2 coats but no more than 3 coats within 24 hours.

# Routine cleaning

---

## Routine cleaning: GLOSS SYSTEM 1

- Highly-effective, alkali-free floor cleaner
- Neutral composition
- Specially manufactured for daily cleaning of coated floors
- Cleans effectively without dulling the gloss
- For use of a scrubbing machine or cleaning mop
- Specially formulated for all ARCORA and ARCHEM floor care systems



# Restoring gloss

---

## Restoring gloss: CITRUS 2IN1

- Cleaning and polish restorer
- Gives the floor a bright shine
- Prevents powdering of the coating
- Extends the removal and application cycle
- Increases slip resistance
- Application with a mop or spray bottle



# Intermediate cleaning

---

## Intermediate cleaning: SURF

- Periodic cleaner for recoating
- Ideal preparation for the application of a new coating layer on existing coatings
- Alkaline formula is effective against a wide variety of stubborn dirt
- Extends the stripping cycle → fewer deep cleanings are necessary
- No neutralization necessary





# Re-coating

---

- Recoating is possible if the desired gloss is no longer achieved with CITRUS 2IN1
- Basic cleaning is no longer necessary!

1. Deep cleaning with SURF (dilution 1:16) and red or blue pad
2. Absorb cleaning liquid, wipe floor and allow to dry
3. Recoat with 1-2 layers of ELITE 29/ ELITE 29 MATT

# Coating system: Cycle 2



# Did we arouse your interest?

---

ELITE 29



ELITE 29 MATT



**Many thanks for  
your attention!**